



Drop wires

When it comes to warp monitoring, drop wires from Groz-Beckert help maximize performance by controlling each warp yarn individually and carefully.

GROZ-BECKERT

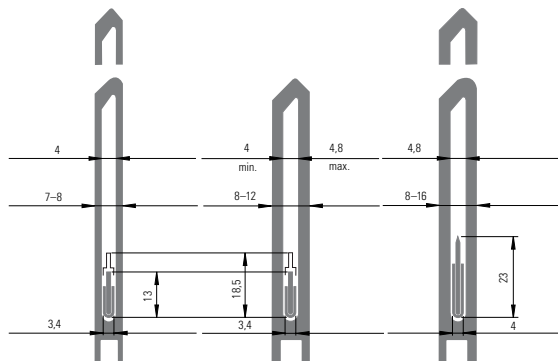
Groz-Beckert KG

Parkweg 2, 72458 Albstadt, Germany
 Phone +49 7431 10-0, Fax +49 7431 10-2777
 contact-weaving@groz-beckert.com
 www.groz-beckert.com

Despite the diversity of the product range, all drop wires from Groz-Beckert have important things in common

- Top quality fabric
- Maximum benefit due high quality standards
- Minimum drop wire manufacturing tolerances
- Consistent quality in large quantities
- First choice for automatic drawing in
- Wide range of drop wires
- Available in stainless steel or oxidation resistant galvanized design
- Available in thicknesses from 0.15 mm to 1.15 mm

Overview of drop wire dimensions and contact bars




ISO 1150 drop wires for electrical warp stop motions, suitable for automatic drawing-in

Type designation	Length L mm	Width b mm	Thickness s mm	Length L1 mm	Weight g	
EGU 1809 EX	145	11	0,2	65	1,9	
EGU 1809 AMEX 1-2			0,3		2,9	
			0,4		3,8	
			0,5		4,8	
EGU 1810 EX	165	11	0,2	65	2,2	
EGU 1810 AMEX 1-2			0,3		3,3	
			0,4		4,4	
			0,5		5,5	
			0,6		6,6	

ISO 441 drop wires for electrical warp stop motions

Type designation	Length L mm	Width b mm	Thickness s mm	Length L1 mm	Weight g		
EOU 1435	145	8	0,2	53	1,1		
EOU 1425			7		0,2		0,9
			11		0,2		1,7
					0,3		2,5
			0,4		3,3		
EOU 1424	165	8	0,2	65	1,2		
			11		0,2		1,9
					0,3		2,9
					0,4		3,8
			0,5		4,8		
			0,6		5,8		
EOU 1405	180	11	0,2	65	2,2		
					0,3		3,3
					0,4		4,4
					0,5		5,5
			0,6		6,6		



Determination of drop wire weights



Drop wire weight and density guidelines are based on our long term application experience. Warp yarn types, required densities and patterns also influence drop wire specifications.

Tex tex	Metr. count Nm	Silk titer Td	Engl. cotton NeB	Weight g
< 9	> 111	< 80	> 66	max.1,3
9-14	111-71	80-125	66-42	1,3-1,9
14-20	71-50	125-180	42-30	1,9-2,6
20-25	50-40	180-225	30-24	2,6-3,2
25-32	40-31	225-290	24-18	3,2-3,9
32-58	31-17	290-520	18-10	3,9-5,2
58-96	17-10	520-860	10-6	5,2-7,8
96-136	10-7	> 860	6-4	7,8-13,0
136-176	7-6	-	4-3	13,0-18,2
> 176	< 6	-	< 3	18,2-22,7

Maximum drop wire densities

Drop wire weight requirements depend on warp yarn specifications. For spun yarns and highspeed weaving machines, heavier drop wires are recommended to ensure proper warp stop motion function.

Thickness s = mm	Number per row cm	Number per row inch
0,2	20	50
0,3	14	36
0,4	10	26
0,5	7	18
0,6	5	13
0,65	4	10
0,8	3	8
1,0	2	5



Drop wires diversity (Groz-Beckert offers customized solutions on request)